NEW STEPS:

PROVIDE RAILING ON BOTH SIDES OF RISERS. FABRICATE RAILING FROM 1 1/2" O.D. STEEL PIPE (1.66 LB./FT.). WELD ALL JOINTS, GRIND SMOOTH. HOT DIP GALVANIZE AFTER FABRICATION. FIELD CUTS OR WELDS SHALL BE GALVA WELDED. SET RAILINGS IN 3" PIPE SLEEVES CAST IN CONCRETE FOOTINGS 8" DIA. X 1'-6" DEEP. GROUT POSTS IN SLEEVES WITH ANCHORING CEMENT.

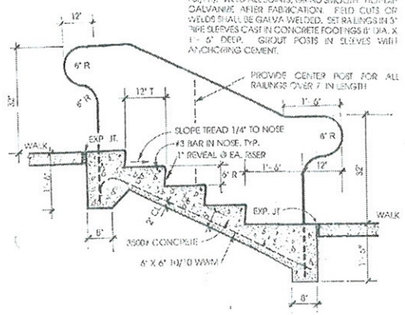

TYPICAL SECTION THRU YARD RISERS

EXISTING STEPS:

PROVIDE NEW RAILINGS FOR ALL STEPS WITH MORE THAN 4 RISERS WHICH DO NOT ALREADY HAVE RAILINGS. DRILL 2 1/2" DIA. HOLE IN EXISTING WALK 3'-3" FROM EDGE. PROVIDE 8" DIA. X 1'-6" FOOTING UNDER WALK. GROUT NEW RAILING WITH ANCHORING CEMENT.

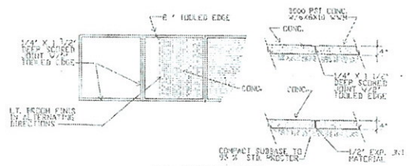

CONCRETE WALK

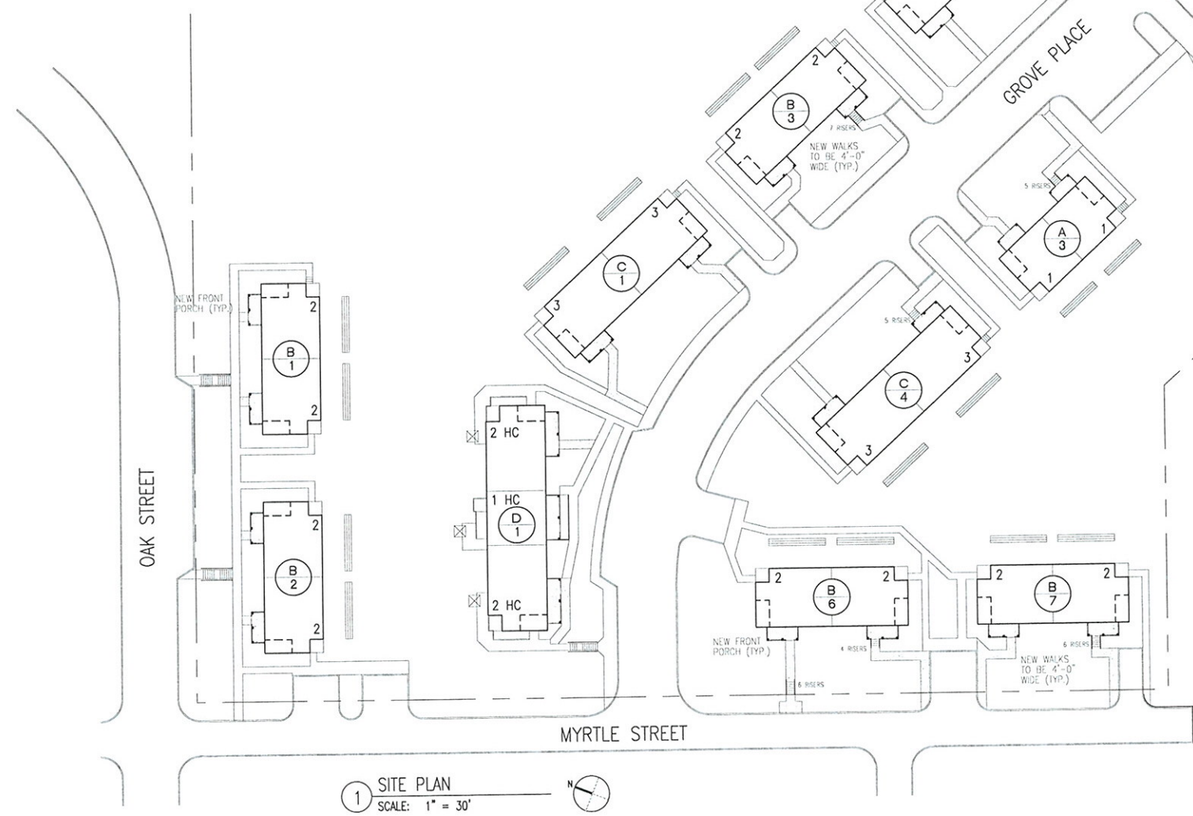

1 SITE PLAN
SCALE: 1" = 30'

BUILDING SCHEDULE - ROSWELL, GEORGIA - GA099003										
BLDG KEY	COMPOSITION/SIZE	NO. OF STORIES	NO. OF 0 BDRM.	NO. OF 1 BDRM.	NO. OF 2 BDRM.	NO. OF 3 BDRM.	NO. OF 4 BDRM.	NO. OF 5 BDRM.	NO. OF UNITS	NO. OF BLDG'S
A	1/1 DUPLEX	1	-	6	-	-	-	-	6	3
B	2/2 DUPLEX	1	-	-	14	-	-	-	14	7
C	3/3 DUPLEX	1	-	-	-	8	-	-	8	4
D	2HC/1HC/2HC TRIPLEX	1	-	1	2	-	-	-	3	1
M	MAINTENANCE	1	-	-	-	-	-	-	-	1
TOTALS			-	7	16	8	-	-	31	16

Housing Authority of the City of Roswell

199 Grove Way P.O. Box 1106 (30075)
Roswell, Georgia 30077

Asset Management Project (AMP)
GA09900001 @ Project GA06P099003

Renovations and Improvements @ GA099003
Roswell, Georgia

HADP ARCHITECTURE, INC.

HARPER AIKEN DONAHUE & PARTNERS
2722 PIEDMONT Rd NE | ATLANTA | GEORGIA 30305
T: 404.233.4466 | F: 404.233.7396 | LIC. No. AA 0002442
E: info@hadpmail.com | www.HADParchitecture.com

This drawing and any other document provided in relation with it are protected by copyright laws of the United States and international copyright treaties. The design and information contained herein is intellectual property of HADP Architecture Inc. and shall remain its sole property. This drawing is for the exclusive use of the CLIENT stated herein for use on this project and in reference for the above referenced project ONLY and may not be used for any other purpose or project nor reproduced by any physical or digital means as distributed in any kind or media without PRIOR EXPRESS WRITTEN CONSENT of the HADP Architecture Inc.
Copyright (c) 2009 HADP Architecture Inc.

Civil Engineer

Structural Engineer

Electrical, Mechanical, Plumbing & Fire Protection Engineer

RECEIVED
OCT - 9 2009
City of Roswell
Community Development Dept.

N

KEY PLAN

Revision	Description	Date

Project No. 0917 - AH09091.00

File Name

Scale AS SHOWN

Date 5/29/09

Drawing Title
GA099003
NEW SITE PLAN & DETAILS

Sheet Number
AS-2

Professional of Record: Richard Aiken
Professional Registration No:
Seal:

This drawing contains information to be used exclusively for the production of Contract Documents for this Project. The Contract Documents of record are only those in paper, vellum or mylar produced by HADP Architecture Inc. and they bear our professional seals and our signatures.

This drawing is not a Contract Document

This drawing was created by HADP Architecture Inc. for internal use only. Due to the possibility that this drawing may be modified, unintentionally or otherwise and that the information contained herein could be used in a manner for which it was not originally intended, HADP Architecture Inc. makes no assertion that this drawing is an accurate representation of the source files in full conversion, or that is suitable for any other purpose or use.

P:\0000000.00\DRAWINGS\ARCH\0000000.00-AS00.DWG