

DATE: 08 JUL 2003 PER: BSM/MTL

Scale:	N/A
Drawn:	07/ALD/DP
Checked:	DP
Approved:	DP

**NORTH FULTON MEDICAL OFFICE BUILDING**  
**NORTH FULTON REGIONAL HOSPITAL**  
 MEMORIE ROAD & HIGHWAY 9  
 CITY OF ROSWELL, FULTON COUNTY, GEORGIA

**REVISED SITE LIGHTING SPECIFICATIONS POLE BASE DETAIL**

Sheet: Dc

Drawing Number:  
**E000**  
 Visit Ready Job Number:  
**NOR FUA-000**  
 A/E Job Number:  
**10334**

**RAVEN SMALL RCS SERIES**

- Provides a superior lighting solution for a wide range of possible lighting applications.
- Lightweight, rugged, one-piece formed and welded aluminum for strength, corrosion and weathering. The 4" ball is recessed, directional and provides a wide beam of light.
- Excellent aluminum finish with high corrosion resistance and low maintenance. Quality aluminum powder coating for extra protection and corrosion resistance.
- High quality and performance. Available in 4.5, 6, 8, 10, 12, 15, 20, 25, 30, 35, 40, 45, 50, 55, 60, 65, 70, 75, 80, 85, 90, 95, 100, 105, 110, 115, 120, 125, 130, 135, 140, 145, 150, 155, 160, 165, 170, 175, 180, 185, 190, 195, 200, 205, 210, 215, 220, 225, 230, 235, 240, 245, 250, 255, 260, 265, 270, 275, 280, 285, 290, 295, 300, 305, 310, 315, 320, 325, 330, 335, 340, 345, 350, 355, 360, 365, 370, 375, 380, 385, 390, 395, 400, 405, 410, 415, 420, 425, 430, 435, 440, 445, 450, 455, 460, 465, 470, 475, 480, 485, 490, 495, 500, 505, 510, 515, 520, 525, 530, 535, 540, 545, 550, 555, 560, 565, 570, 575, 580, 585, 590, 595, 600, 605, 610, 615, 620, 625, 630, 635, 640, 645, 650, 655, 660, 665, 670, 675, 680, 685, 690, 695, 700, 705, 710, 715, 720, 725, 730, 735, 740, 745, 750, 755, 760, 765, 770, 775, 780, 785, 790, 795, 800, 805, 810, 815, 820, 825, 830, 835, 840, 845, 850, 855, 860, 865, 870, 875, 880, 885, 890, 895, 900, 905, 910, 915, 920, 925, 930, 935, 940, 945, 950, 955, 960, 965, 970, 975, 980, 985, 990, 995, 1000.
- Available in 4.5, 6, 8, 10, 12, 15, 20, 25, 30, 35, 40, 45, 50, 55, 60, 65, 70, 75, 80, 85, 90, 95, 100, 105, 110, 115, 120, 125, 130, 135, 140, 145, 150, 155, 160, 165, 170, 175, 180, 185, 190, 195, 200, 205, 210, 215, 220, 225, 230, 235, 240, 245, 250, 255, 260, 265, 270, 275, 280, 285, 290, 295, 300, 305, 310, 315, 320, 325, 330, 335, 340, 345, 350, 355, 360, 365, 370, 375, 380, 385, 390, 395, 400, 405, 410, 415, 420, 425, 430, 435, 440, 445, 450, 455, 460, 465, 470, 475, 480, 485, 490, 495, 500, 505, 510, 515, 520, 525, 530, 535, 540, 545, 550, 555, 560, 565, 570, 575, 580, 585, 590, 595, 600, 605, 610, 615, 620, 625, 630, 635, 640, 645, 650, 655, 660, 665, 670, 675, 680, 685, 690, 695, 700, 705, 710, 715, 720, 725, 730, 735, 740, 745, 750, 755, 760, 765, 770, 775, 780, 785, 790, 795, 800, 805, 810, 815, 820, 825, 830, 835, 840, 845, 850, 855, 860, 865, 870, 875, 880, 885, 890, 895, 900, 905, 910, 915, 920, 925, 930, 935, 940, 945, 950, 955, 960, 965, 970, 975, 980, 985, 990, 995, 1000.
- Available in 4.5, 6, 8, 10, 12, 15, 20, 25, 30, 35, 40, 45, 50, 55, 60, 65, 70, 75, 80, 85, 90, 95, 100, 105, 110, 115, 120, 125, 130, 135, 140, 145, 150, 155, 160, 165, 170, 175, 180, 185, 190, 195, 200, 205, 210, 215, 220, 225, 230, 235, 240, 245, 250, 255, 260, 265, 270, 275, 280, 285, 290, 295, 300, 305, 310, 315, 320, 325, 330, 335, 340, 345, 350, 355, 360, 365, 370, 375, 380, 385, 390, 395, 400, 405, 410, 415, 420, 425, 430, 435, 440, 445, 450, 455, 460, 465, 470, 475, 480, 485, 490, 495, 500, 505, 510, 515, 520, 525, 530, 535, 540, 545, 550, 555, 560, 565, 570, 575, 580, 585, 590, 595, 600, 605, 610, 615, 620, 625, 630, 635, 640, 645, 650, 655, 660, 665, 670, 675, 680, 685, 690, 695, 700, 705, 710, 715, 720, 725, 730, 735, 740, 745, 750, 755, 760, 765, 770, 775, 780, 785, 790, 795, 800, 805, 810, 815, 820, 825, 830, 835, 840, 845, 850, 855, 860, 865, 870, 875, 880, 885, 890, 895, 900, 905, 910, 915, 920, 925, 930, 935, 940, 945, 950, 955, 960, 965, 970, 975, 980, 985, 990, 995, 1000.


**ORDERING INFORMATION**

ORDERING EXAMPLE

RCS	AL	PH	HL	F	Q	BB	L
1	1	1	1	1	1	1	1

FINISH	DESCRIPTION	FINISH	DESCRIPTION
1	100% ALUMINUM	1	100% ALUMINUM
2	100% ALUMINUM	2	100% ALUMINUM
3	100% ALUMINUM	3	100% ALUMINUM
4	100% ALUMINUM	4	100% ALUMINUM
5	100% ALUMINUM	5	100% ALUMINUM
6	100% ALUMINUM	6	100% ALUMINUM
7	100% ALUMINUM	7	100% ALUMINUM
8	100% ALUMINUM	8	100% ALUMINUM
9	100% ALUMINUM	9	100% ALUMINUM
10	100% ALUMINUM	10	100% ALUMINUM
11	100% ALUMINUM	11	100% ALUMINUM
12	100% ALUMINUM	12	100% ALUMINUM
13	100% ALUMINUM	13	100% ALUMINUM
14	100% ALUMINUM	14	100% ALUMINUM
15	100% ALUMINUM	15	100% ALUMINUM
16	100% ALUMINUM	16	100% ALUMINUM
17	100% ALUMINUM	17	100% ALUMINUM
18	100% ALUMINUM	18	100% ALUMINUM
19	100% ALUMINUM	19	100% ALUMINUM
20	100% ALUMINUM	20	100% ALUMINUM
21	100% ALUMINUM	21	100% ALUMINUM
22	100% ALUMINUM	22	100% ALUMINUM
23	100% ALUMINUM	23	100% ALUMINUM
24	100% ALUMINUM	24	100% ALUMINUM
25	100% ALUMINUM	25	100% ALUMINUM
26	100% ALUMINUM	26	100% ALUMINUM
27	100% ALUMINUM	27	100% ALUMINUM
28	100% ALUMINUM	28	100% ALUMINUM
29	100% ALUMINUM	29	100% ALUMINUM
30	100% ALUMINUM	30	100% ALUMINUM
31	100% ALUMINUM	31	100% ALUMINUM
32	100% ALUMINUM	32	100% ALUMINUM
33	100% ALUMINUM	33	100% ALUMINUM
34	100% ALUMINUM	34	100% ALUMINUM
35	100% ALUMINUM	35	100% ALUMINUM
36	100% ALUMINUM	36	100% ALUMINUM
37	100% ALUMINUM	37	100% ALUMINUM
38	100% ALUMINUM	38	100% ALUMINUM
39	100% ALUMINUM	39	100% ALUMINUM
40	100% ALUMINUM	40	100% ALUMINUM
41	100% ALUMINUM	41	100% ALUMINUM
42	100% ALUMINUM	42	100% ALUMINUM
43	100% ALUMINUM	43	100% ALUMINUM
44	100% ALUMINUM	44	100% ALUMINUM
45	100% ALUMINUM	45	100% ALUMINUM
46	100% ALUMINUM	46	100% ALUMINUM
47	100% ALUMINUM	47	100% ALUMINUM
48	100% ALUMINUM	48	100% ALUMINUM
49	100% ALUMINUM	49	100% ALUMINUM
50	100% ALUMINUM	50	100% ALUMINUM

**Poles**

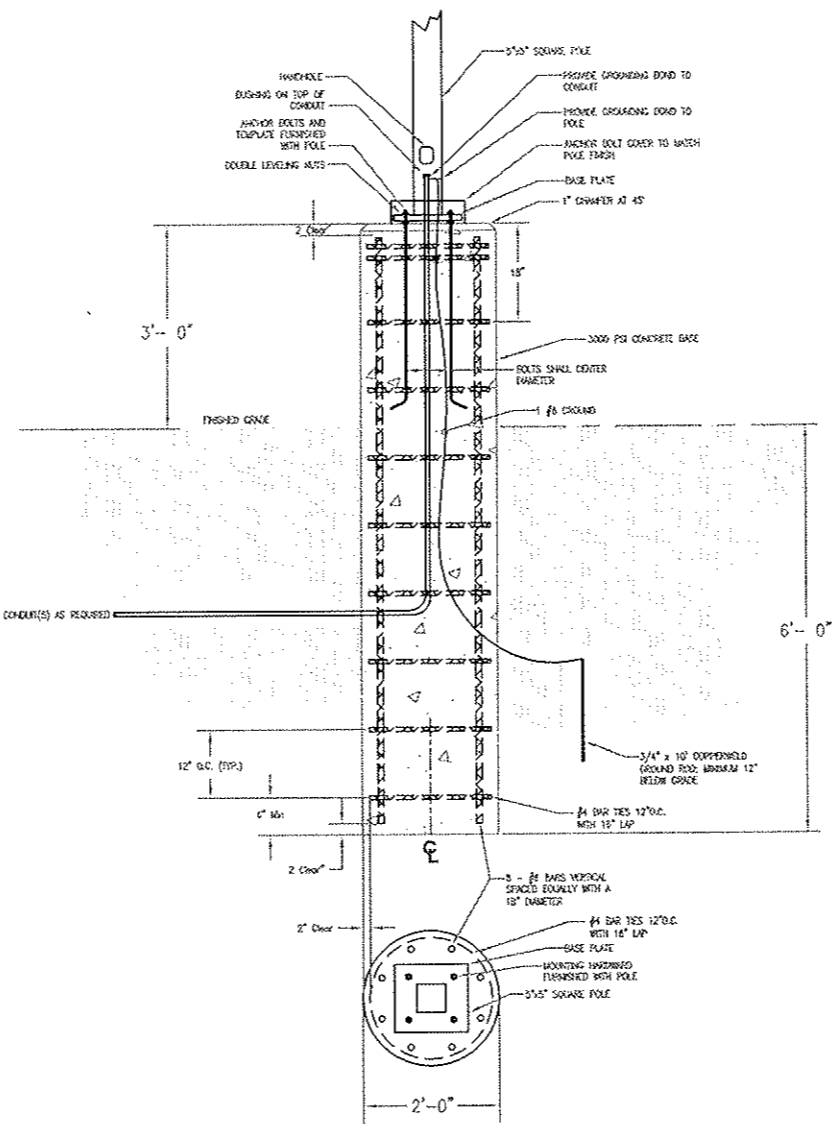


**ORDERING INFORMATION**

S	S	S	-	50	-	1	-	-	-
---	---	---	---	----	---	---	---	---	---

FINISH	DESCRIPTION	FINISH	DESCRIPTION
1	100% ALUMINUM	1	100% ALUMINUM
2	100% ALUMINUM	2	100% ALUMINUM
3	100% ALUMINUM	3	100% ALUMINUM
4	100% ALUMINUM	4	100% ALUMINUM
5	100% ALUMINUM	5	100% ALUMINUM
6	100% ALUMINUM	6	100% ALUMINUM
7	100% ALUMINUM	7	100% ALUMINUM
8	100% ALUMINUM	8	100% ALUMINUM
9	100% ALUMINUM	9	100% ALUMINUM
10	100% ALUMINUM	10	100% ALUMINUM
11	100% ALUMINUM	11	100% ALUMINUM
12	100% ALUMINUM	12	100% ALUMINUM
13	100% ALUMINUM	13	100% ALUMINUM
14	100% ALUMINUM	14	100% ALUMINUM
15	100% ALUMINUM	15	100% ALUMINUM
16	100% ALUMINUM	16	100% ALUMINUM
17	100% ALUMINUM	17	100% ALUMINUM
18	100% ALUMINUM	18	100% ALUMINUM
19	100% ALUMINUM	19	100% ALUMINUM
20	100% ALUMINUM	20	100% ALUMINUM
21	100% ALUMINUM	21	100% ALUMINUM
22	100% ALUMINUM	22	100% ALUMINUM
23	100% ALUMINUM	23	100% ALUMINUM
24	100% ALUMINUM	24	100% ALUMINUM
25	100% ALUMINUM	25	100% ALUMINUM
26	100% ALUMINUM	26	100% ALUMINUM
27	100% ALUMINUM	27	100% ALUMINUM
28	100% ALUMINUM	28	100% ALUMINUM
29	100% ALUMINUM	29	100% ALUMINUM
30	100% ALUMINUM	30	100% ALUMINUM
31	100% ALUMINUM	31	100% ALUMINUM
32	100% ALUMINUM	32	100% ALUMINUM
33	100% ALUMINUM	33	100% ALUMINUM
34	100% ALUMINUM	34	100% ALUMINUM
35	100% ALUMINUM	35	100% ALUMINUM
36	100% ALUMINUM	36	100% ALUMINUM
37	100% ALUMINUM	37	100% ALUMINUM
38	100% ALUMINUM	38	100% ALUMINUM
39	100% ALUMINUM	39	100% ALUMINUM
40	100% ALUMINUM	40	100% ALUMINUM
41	100% ALUMINUM	41	100% ALUMINUM
42	100% ALUMINUM	42	100% ALUMINUM
43	100% ALUMINUM	43	100% ALUMINUM
44	100% ALUMINUM	44	100% ALUMINUM
45	100% ALUMINUM	45	100% ALUMINUM
46	100% ALUMINUM	46	100% ALUMINUM
47	100% ALUMINUM	47	100% ALUMINUM
48	100% ALUMINUM	48	100% ALUMINUM
49	100% ALUMINUM	49	100% ALUMINUM
50	100% ALUMINUM	50	100% ALUMINUM

This pole base is for reference use only. The appropriate pole base should be used when ordering poles.



**LIGHTING POLE BASE DETAIL**

**SITE LIGHTING FIXTURE SCHEDULE**

SYMBOL	TYPE	DESCRIPTION
SA	SA	SINGLE LUMINAIRE OUTDOOR POLE LIGHT, EXTRUDED ALUMINUM RECTANGULAR ("ROBEK" TYPE) HOUSING WITH GASKETS AND FLAT TEMPERED GLASS LENS MEETING IES CRITERIA FOR FULL CUTOFF LIGHT DISTRIBUTION WITH 80 BAHN CITY FRIENDLY SEAL OF APPROVAL, HORIZONTALLY ORIENTED, HIGH PRESSURE SODIUM LAMP, HYPERFORMED REFLECTOR WITH IES TYPE II OPTICS, MOUNT ON 30" DIA./3" SQUARE STRAIGHT 11GA STEEL POLE WITH 4" ARM TO SIDE BOLTED TOOP A 3" CONCRETE BASE (REFER TO DETAIL 1/2000 THIS SHEET, 50MPH EPI WIND LOAD RATING, DOWN BRACKET POWER DOWN FINISH UL WET LOCATION LISTED, GROUNDING BALLAST, FIXTURES TO MATCH EXISTING POLE LIGHTS RECENTLY INSTALLED IN NORTH PARKING LOT EXCEPT USE HIGH PRESSURE SODIUM LAMPS AS REQUIRED BY CITY OF ROSWELL.
SA2	SA2	SAME AS TYPE SA EXCEPT PROVIDE TWIN LUMINAIRES ORIENTED AT 180° ON INDIVIDUAL POLE. (CX MOUNTING TYPE OPTION FOR POLE)
SAHS	SAHS	SAME AS TYPE SA EXCEPT PROVIDE LUMINAIRE WITH INTERNAL HOUSE-SIDE SHIELD (IS OPTION FOR LUMINAIRE)
SB	SB	SAME AS TYPE SA EXCEPT PROVIDE 20' POLE (SSS-20-5-1-AI-08)
SB2	SB2	SAME AS TYPE SB EXCEPT PROVIDE TWIN LUMINAIRES ORIENTED AT 180° ON INDIVIDUAL POLE (20'). (CX MOUNTING TYPE OPTION FOR POLE)

LAMPS: (1) GENERAL ELECTRIC LOCALOX LUMINOX OR EQUAL HIGH PRESSURE SODIUM (10-18)

MANUFACTURER: HUBBELL SPANGLER LUMINAIRES POWER SMALL SERIES RCS-44-50-10-T-Q-08 POLE: SSS-20-50-1-AI-08 WITH BASE COVER

**Duke**  
 CONSTRUCTORS  
 200 Shortleaf Road  
 Suite 300  
 Decatur, GA 30030  
 Phone: (770) 212-2200  
 Fax: (770) 212-5335

**BW & A**  
 ENGINEERS ARCHITECTS INTERIORS  
 100 Peachtree Street, N.E.  
 Suite 1000  
 Atlanta, Georgia 30309  
 Phone: (404) 525-1100  
 Fax: (404) 525-1101

DATE: 06 JUL 2016 08:51 AM  
 PROJECT: NORTH FULTON MEDICAL OFFICE BUILDING

SCALE: 1" = 40'-0"
DATE: 07/13/2016
PROJECT: NORTH FULTON MEDICAL OFFICE BUILDING
SCALE: 1" = 40'-0"

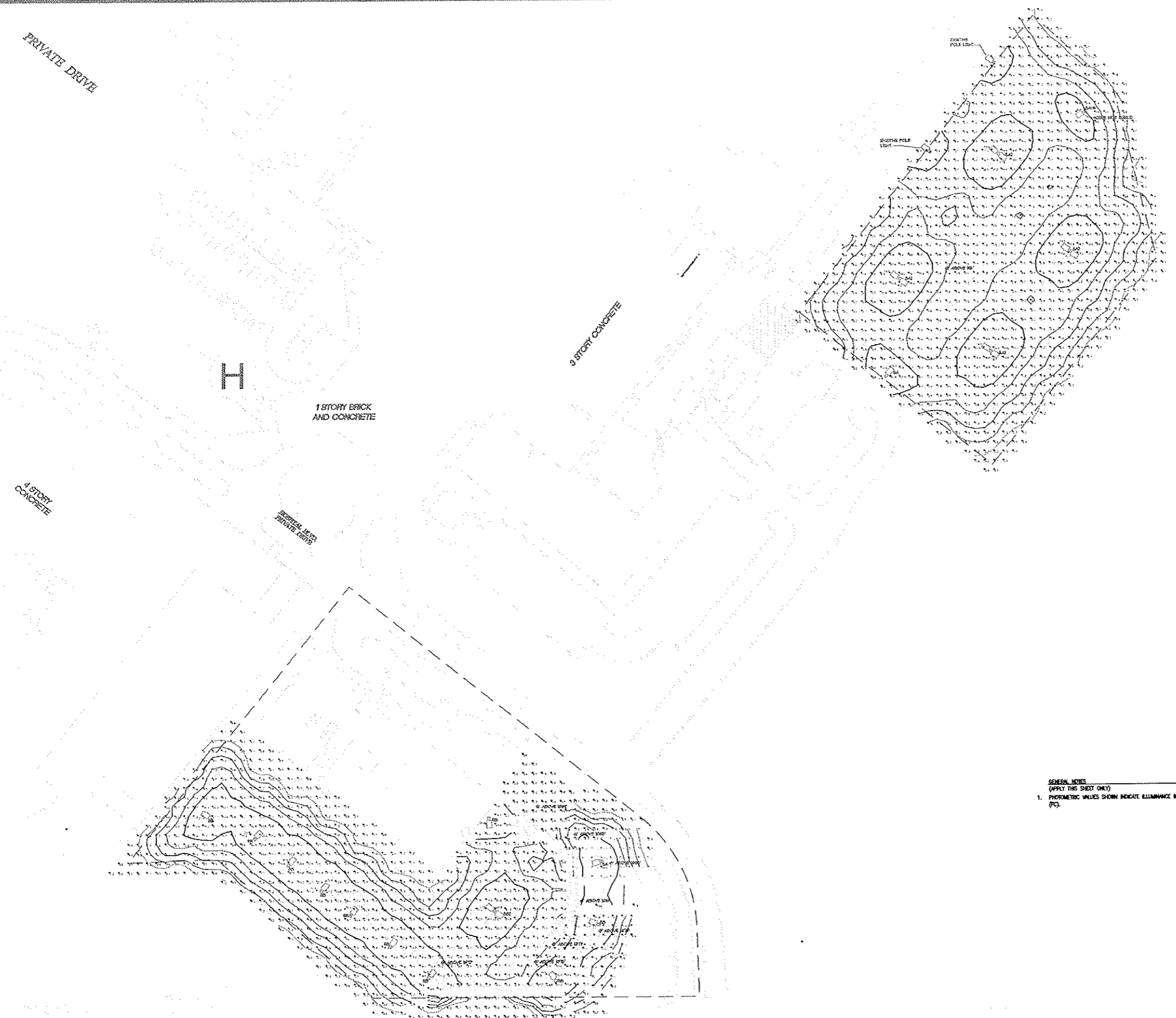
**NORTH FULTON MEDICAL OFFICE BUILDING**  
 NORTH FULTON REGIONAL HOSPITAL  
 HEMEREE ROAD & HIGHWAY 9  
 CITY OF ROSWELL, FULTON COUNTY, GEORGIA  
**OVERALL REVISED SITE LIGHTING PLAN - PHOTOMETRIC CALCULATIONS**

Stamp By:

Drawing Number:  
**E100**

Date Revisi on Number:  
**NOR FUA-00C**

A/E Job Number:  
**10334**



**GENERAL NOTES**  
 (APPLY THIS SHEET ONLY)  
 1. PHOTOMETRIC VALUES SHOWN INDICATE ILLUMINANCE IN FOOTCANDLES (FC).

LOWER HEMEREE ROAD (R/W VARIES)

**OVERALL REVISED SITE LIGHTING PLAN - PHOTOMETRIC CALCULATIONS**

Project: 06-111-000 DBS SLM/ITA

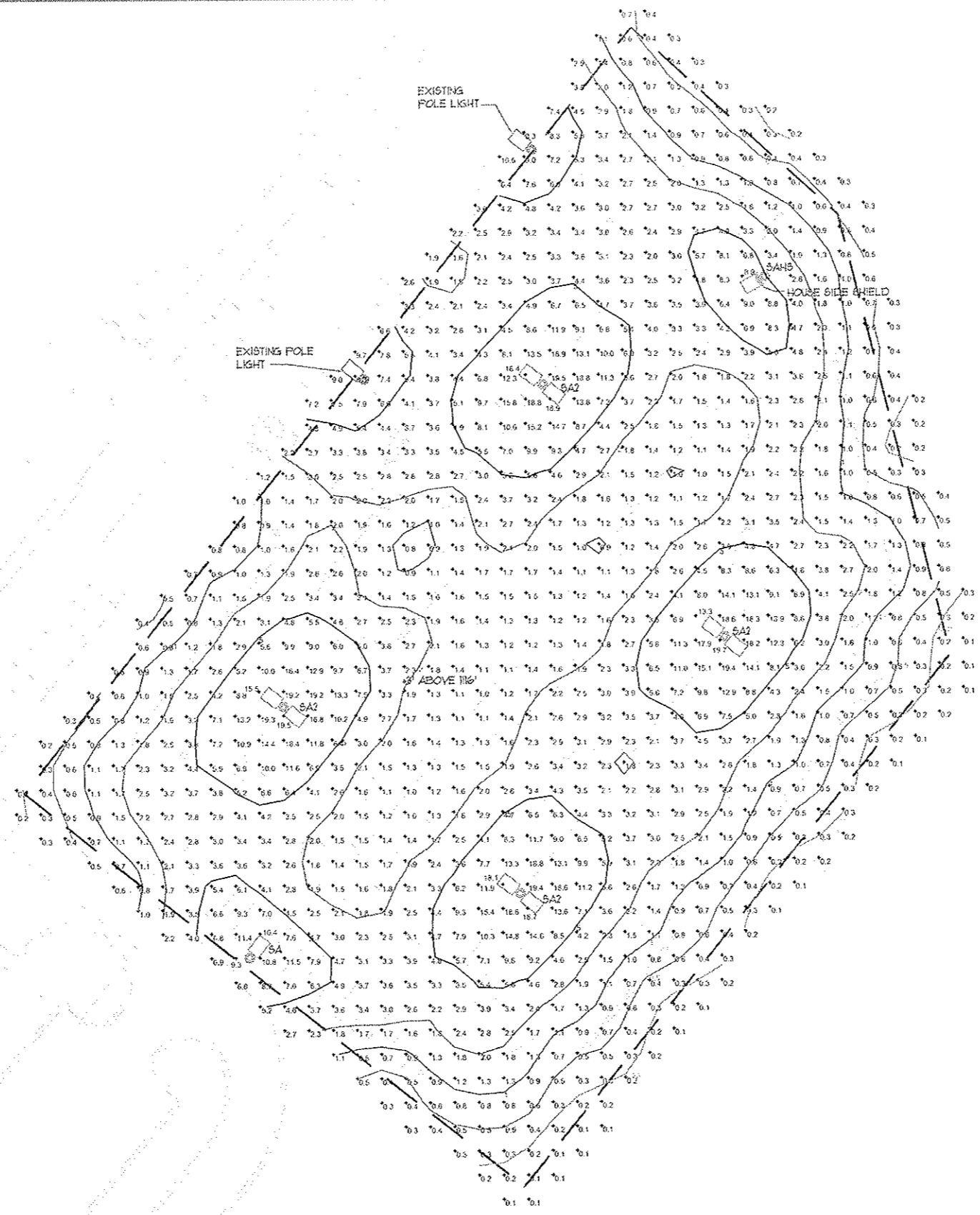
Date:	11/20/07
Drawn By:	ME
Checked By:	ME

**NORTH FULTON MEDICAL OFFICE BUILDING**  
NORTH FULTON REGIONAL HOSPITAL  
HEMBREE ROAD & HIGHWAY 9  
CITY OF ROSWELL, FULTON COUNTY, GEORGIA  
**NORTH PARKING LOT EXPANSION SITE LIGHTING PLAN - PHOTOMETRIC CALCULATIONS**

Stamp By:

Drawing Number:  
**E201**

Drawn By Job Number:  
**NOR FUA-00C**  
A/E Job Number:  
**10334**



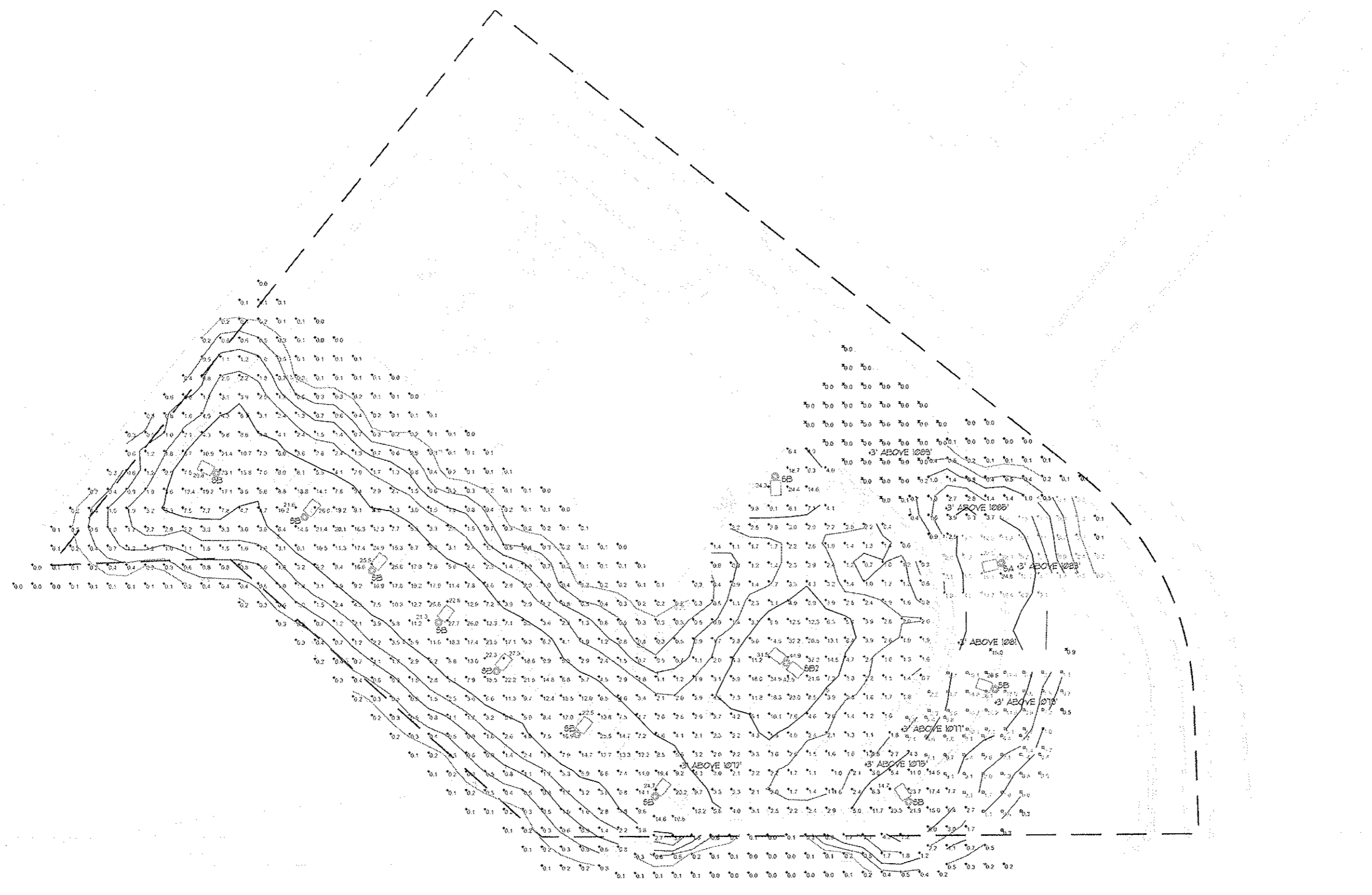
**GENERAL NOTE**  
(APPLY THIS SHEET ONLY)  
1. PHOTOMETRIC VALUES SHOWN INDICATE ILLUMINANCE IN FOOTCANDELES (FC).

**1 NORTH PARKING LOT EXPANSION SITE LIGHTING PLAN - PHOTOMETRIC CALCULATIONS**  
E201 11-20-07

Revised: 08 JUL 2010 DBS/SMIT/L

Scale:	1" = 20'-0"
Sheet:	07-ALD00
Drawn By:	DBS
Checked By:	SMIT

**NORTH FULTON MEDICAL OFFICE BUILDING**  
**NORTH FULTON REGIONAL HOSPITAL**  
 HEMBREE ROAD & HIGHWAY 9  
 CITY OF ROSWELL, FULTON COUNTY, GEORGIA  
**NEW M.O.B. PARKING LOT SITE LIGHTING PLAN - PHOTOMETRIC CALCULATIONS**



LOWER HEMBREE ROAD (R/W VARIES)

**1 NEW M.O.B. PARKING LOT SITE LIGHTING - PHOTOMETRIC CALCULATIONS**  
DATE: 7/20/10

**GENERAL NOTES**  
 (APPLY THIS SHEET ONLY)  
 1. PHOTOMETRIC VALUES SHOWN INDICATE ILLUMINANCE IN FOOT-CANDLES (FC).

Stamp By:

Drawing Number:  
**E202**

Date Ready for Submittal:  
**NOR FUA-00C**  
 A/E Job Number:  
**10334**